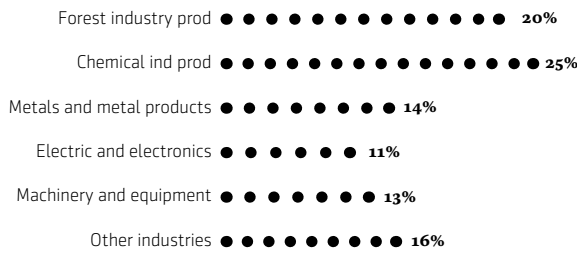


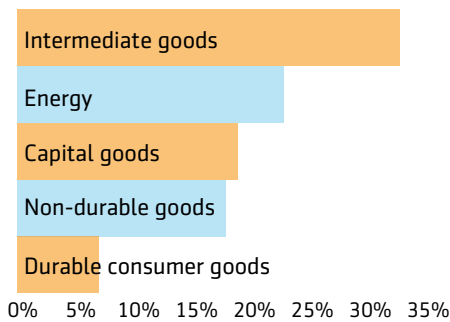


FINLAND IN FIGURES

FOREIGN TRADE 2013 EXPORTS BY PRODUCTS BY ACTIVITY: 55,903 MEUR (per cent of total)



IMPORTS BY USE IN 2013: 58,168 MEUR (per cent of total)



EXPORTS AND IMPORTS

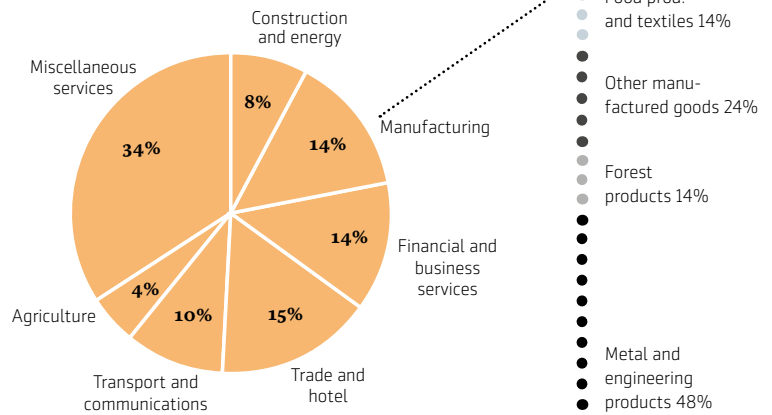
(MEUR)	EXPORTS	IMPORTS
TOTAL 2013	55,903	58,168
SWEDEN	6,477	6,656
GERMANY	5,411	7,323
RUSSIA	5,354	10,519
USA	3,559	1,959
NETHERLANDS	3,463	3,348
CHINA	3,170	3,737
GREAT BRITAIN	2,898	1,836
FRANCE	1,767	1,915

POPULATION

- 5.5 million, giving an average density of 18 people per sq. km of land area; annual growth rate 0.5%
- Life expectancy: men 77.5 and women 83.4 years. As in most other industrial countries, the middle-aged groups predominate.
- Average household size: 2.1 persons. 54% of the households live in single-family houses; 44% in apartment blocks. 85% are urban-dwellers, with 1 million in the Helsinki Area, which includes Espoo and Vantaa.
- Other major cities in Finland include Tampere, Turku, Oulu and Jyväskylä.
- Languages: 89.3% speak Finnish; 5.3% Swedish.
- Religion: 75% are Lutheran; 1% Orthodox.
- Education: 81% of the population aged 25 to 64 have completed upper secondary or tertiary education and 37% (the highest percentage in the EU countries) have university or other tertiary qualifications.

ECONOMIC STRUCTURE

Employed persons by industry, 4th quarter 2013



MONTHLY TEMPERATURES AND RAINFALL IN HELSINKI 2013

		I	II	III	IV	V	VI	VII	VIII	IX	X	XI	XII
MEAN	°C	-4.9	-1.8	-5.2	3.1	12.6	17.5	18.1	17.2	12.6	7.5	4.7	2.3
MAX	°C	3.3	6.0	4.3	12.9	22.6	28.6	25.6	25.5	20.3	14.4	9.4	7.8
MIN	°C	-22.6	-9.4	-18.4	-5.9	2.1	9.0	11.3	8.6	0.3	-3.1	-7.0	-10.3
RAINFALL AVERAGE 1981-2010	mm	52	36	38	32	37	57	63	80	56	76	70	58

AREA

● 390,920 sq. kilometres or 150,900 sq. miles, of which 9% is fresh water; land area is 303, 909 sq. kilometres or 117,337 sq. miles. There are 188,000 lakes. 6% of the land is under cultivation, with barley and oats the main crops. Forests (mainly pine and spruce) cover 68% of the country.

GOVERNMENT

● Sovereign parliamentary republic since 1917. From 1809–1917, autonomous Grand Duchy within the Russian Empire; before that part of the Kingdom of Sweden for centuries.

The president is elected every six years. The new president of Finland, Sauli Niinistö took office in March 2012. The 200 members of Parliament are elected for four-year terms.

Finland has been a member of the European Union since January 1995.

WORKING LIFE

● 80% of women aged 25–54 are employed outside the home. Average monthly earnings, 4th

quarter 2013: men 3,578 euros; women 2,963 euros. Unemployment rate 9.1%, in February 2014 according to Labour Force Survey.

ECONOMY

- GDP 2013: 193 billion euros, the annual change in volume -1.4%.
- Annual inflation rate as of February 2014: 1.3%.
- Currency: Euro.

GROSS DOMESTIC PRODUCT PER CAPITA 2012* (EUR)

	Nominal	Adjusted for Purchasing Power Standard
NORWAY	77,500	49,900
DENMARK	43,800	32,000
SWEDEN	43,000	32,800
USA	38,800	37,900
FINLAND	35,900	29,400
GERMANY	32,300	31,100
FRANCE	31,100	27,500
UK	30,500	28,400
EU27	25,600	25,600

Eurostat

Source: Statistics Finland

FOR MORE INFORMATION ON CURRENT TRENDS IN FINLAND, SEE:

This is Finland at WWW.FINLAND.FI (English, Russian, Chinese, French, German, Spanish and Portuguese)

News by Finnfacts at WWW.GOODNEWSFROMFINLAND.COM ; Indicator: WWW.FINDICATOR.FI