




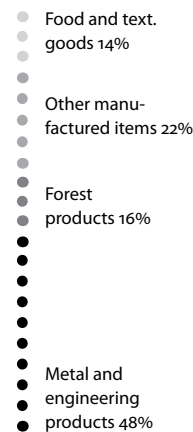
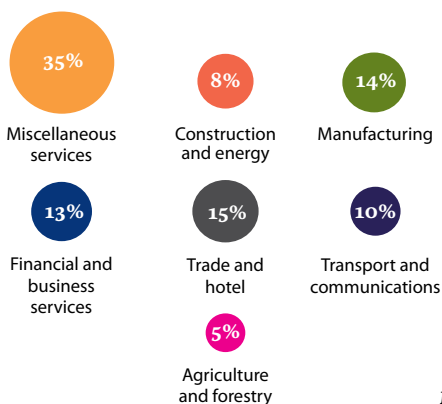
FINLAND IN FIGURES

FOREIGN TRADE 2010 EXPORTS BY INDUSTRIES: 52,372 MEUR (per cent of total)



ECONOMIC STRUCTURE

Employed persons by industry, 1st quarter 2011



MANUFACTURING

EXPORTS AND IMPORTS

(MEUR)	EXPORTS	IMPORTS
TOTAL 2010	52,372	51,500
GERMANY	5,264	6,836
SWEDEN	5,987	5,220
RUSSIA	4,689	9,163
USA	3,672	1,767
NETHERLANDS	3,545	2,798
CHINA	3,095	3,837
UNITED KINGDOM	2,504	1,603
FRANCE	1,775	2,012

MONTHLY TEMPERATURES AND RAINFALL IN HELSINKI 2010

		I	II	III	IV	V	VI	VII	VIII	IX	X	XI	XII
MEAN	C	-10.4	-8.1	-1.8	4.6	11.5	14.6	21.7	18.1	12.2	6.0	-0.5	-7.5
	F	13.3	17.4	28.8	40.3	52.7	58.3	71.1	64.6	54.0	42.8	31.1	18.5
MAX	C	-0.6	1.6	6.2	14.2	24.5	23.6	30.1	28.4	19.2	14.6	8.8	1.7
	F	30.9	34.9	43.2	57.6	76.1	74.5	86.2	83.1	66.6	58.3	47.8	35.1
MIN	C	-22.6	-21.0	-14.2	-1.3	0.7	5.1	13.4	8.5	3.0	-3.1	-16.6	-22.4
	F	-8.7	-5.8	6.4	29.7	33.3	41.2	56.1	47.3	37.4	26.4	2.1	-8.3
RAINFALL AVERAGE	mm	30	45	54	42	59	33	49	97	50	29	89	87
	1971-2000	mm	47	36	38	36	32	49	62	78	66	73	68

POPULATION

- 5.4 million, giving an average density of 18 people per sq. km of land area; annual growth rate 0.5%
- Life expectancy: men 76.5 and women 83.2 years. The demographic pyramid resembles that of most other industrial countries, with the middle-aged groups predominating.
- Average household size: 2.1 persons. 55% of the households live in single-family houses; 44% in apartment blocks. 84.4% are urban-dwellers, with 1 million in the Helsinki Area, which includes Espoo and Vantaa.

- Other major cities in Finland include Tampere, Turku, Oulu and Jyväskylä.
- Languages: 90% speak Finnish; 5.4% Swedish.
- Religion: 78% are Lutheran; 1% Orthodox.
- Education: 78% of the population aged 25 to 64 have completed upper secondary or tertiary education and 35% (the highest percentage in the EU countries) have university or other tertiary qualifications.
- Wired: 87% of Finnish households own a personal computer, and 77% broadband; 91% own a digital television and 99% of households have cell phones, of which 26% are smartphones.

AREA

390,920 sq. kilometres or 150,900 sq. miles, of which 9% is fresh water; land area is 303, 909 sq. kilometres or 117,337 sq. miles. There are 188,000 lakes. 6% of the land is under cultivation, with barley and oats the main crops. Forests (mainly pine and spruce) cover 68% of the country.

GOVERNMENT

Sovereign parliamentary republic since 1917. From 1809–1917, autonomous Grand Duchy within the Russian Empire; before that part of the Kingdom of Sweden for centuries.

The president is elected every six years. The position has been held by Tarja Halonen since March 1, 2000. She was re-elected in January 2006.

The 200 members of Parliament are elected for four-year terms. The most recent general election (March 2011) produced the following result: Finnish Centre 35 seats; National Coalition Party 44; Social Democratic Party 42; Left Alliance 14; Greens 10; Swedish People's Party 9; Christian Democratic Party 6; True Finns 39, Åland 1.

Finland has been a member of the European Union since January 1995.

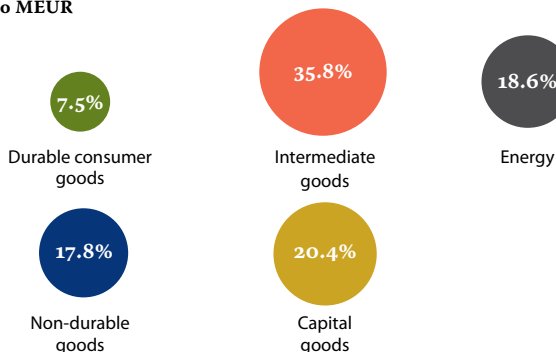
WORKING LIFE

85.0% of women aged 25–54 are employed outside the home. Average monthly earnings, 4th quarter 2010: men 3,377 euros; women 2,758 euros. Unemployment rate 9.3% in March 2011 according to Labour Force Survey.

ECONOMY

- GDP 2010: 180 billion euros, the annual change in volume +3.1%.
- Annual inflation rate as of April 2011: 3.2%.
- Currency: Euro.

IMPORTS BY USE IN 2010: 51,500 MEUR



GROSS DOMESTIC PRODUCT PER CAPITA 2009* (EUR)

	Nominal	Adjusted for Purchasing Power Standard
NORWAY	57,000	41,800
DENMARK	40,400	27,700
USA	33,200	34,900
FINLAND	32,100	26,100
SWEDEN	31,300	28,400
FRANCE	29,600	25,300
GERMANY	29,400	27,400
UK	25,300	27,400

Source: Statistics Finland